


OED RESEARCH – EMPLOYER/BUSINESS FOCUSED STAFF

JULY 30, 2024

Shaun Barrick - Workforce Economist
Dave Nelson - Regional Analysis Manager

- 
1. *Workforce Analysts & Regional Economists:*
 - i. *What do they do*
 - ii. *What's the difference*

 2. *Where are they located?*

Labor Market Economists in Oregon – two groups



Shaun Barrick; Workforce Economist for NW OR



Amy Vander Vliet; Regional Economist; PMSA



Jake Procino; Workforce Analyst; Multnomah



Lynn Wallis; Workforce Analyst; Clackamas



Pat O'Connor; Regional Economist; Mid-Valley



Vacant; Workforce Analyst; Wash. County (in recruitment)

Vacant; Workforce Analyst; Mid-Valley (in recruitment)



Andrew Grimoldby; Workforce Analyst; Central Oregon



Tony Wendel; Workforce Economist; Eastern OR



Brian Rooney; Regional Economist; Lane & Douglas



Henry Fields; Workforce Analyst; Lane & Douglas



Nicole Ramos; Regional Economist; Central OR



Guy Tauer; Regional Economist; Southern & SW OR

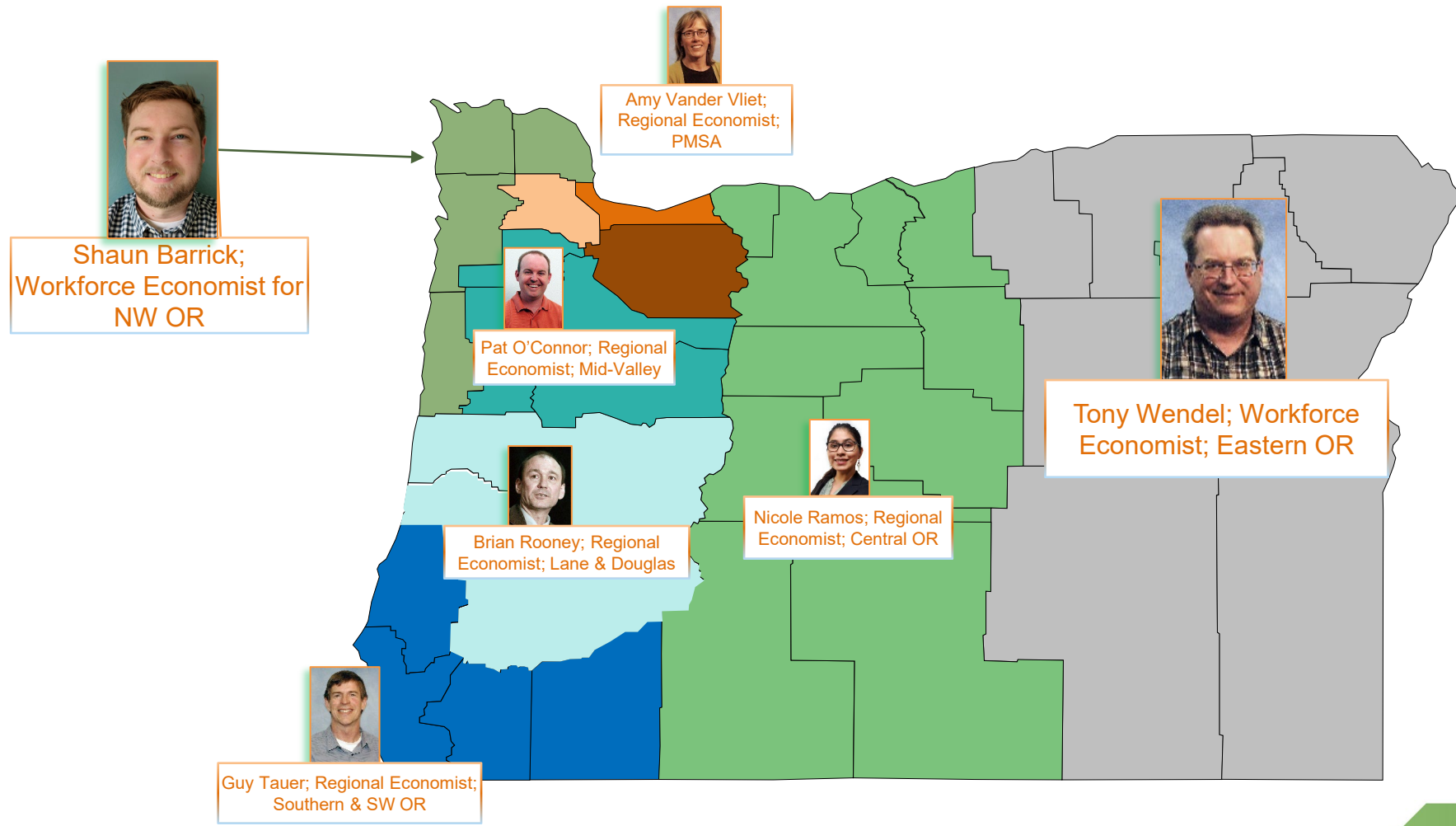


Jeff McAllister; Workforce Analyst; Southern & SW OR

Workforce Analysts & Workforce Economists
- *Business focused*

Regional Economists
- *Not Business focused*

SEVEN REGIONAL ECONOMISTS



Regional Economists

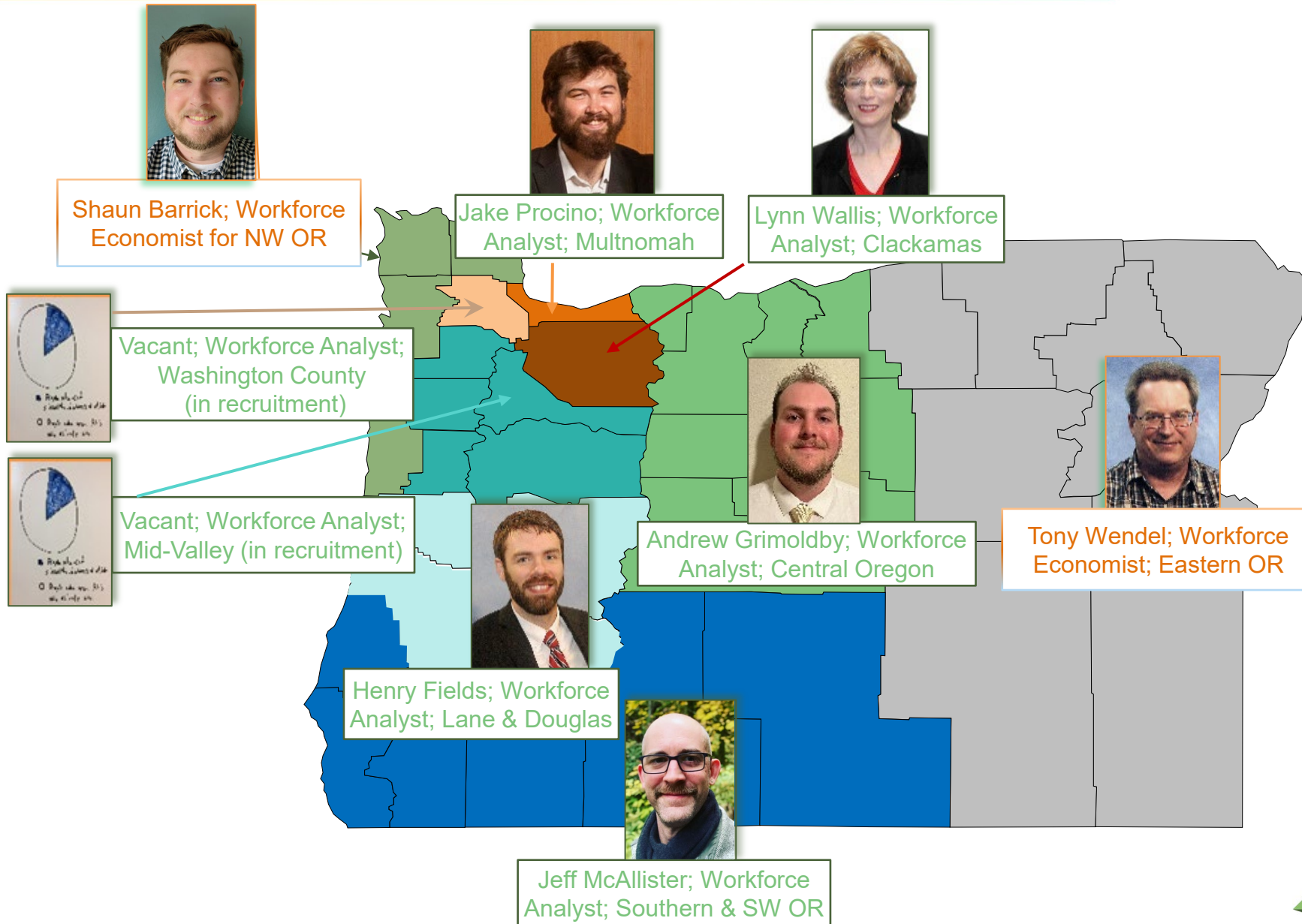
- Focus on Federal customers (BLS, ETA)
- Regionwide Analysis
- Lots of time constrained deliverables

Research: Workforce Team


Program Purpose: To provide economic and labor market information to Oregon business and employers.

- **All Workforce Analysts are Economists (most with a Bachelors or Masters degree in economics).**
- **This includes wage, recruitment, and retention data, skills analysis, and population trends at the county and sub-county levels.**
- **Also work to help the media, workforce professionals, and WorkSource partners access and understand economic data.**
- **Our day-to-day is responding to direct customer information requests, in addition to giving presentations, writing articles, and keeping up on economic trends.**

WORKFORCE ANALYSTS & WORKFORCE ECONOMISTS



Workforce Analysts
and Workforce
Economists
- Customer Level
Analysis
- Less time
constrained
deliverables to
allow for quick
response to
businesses

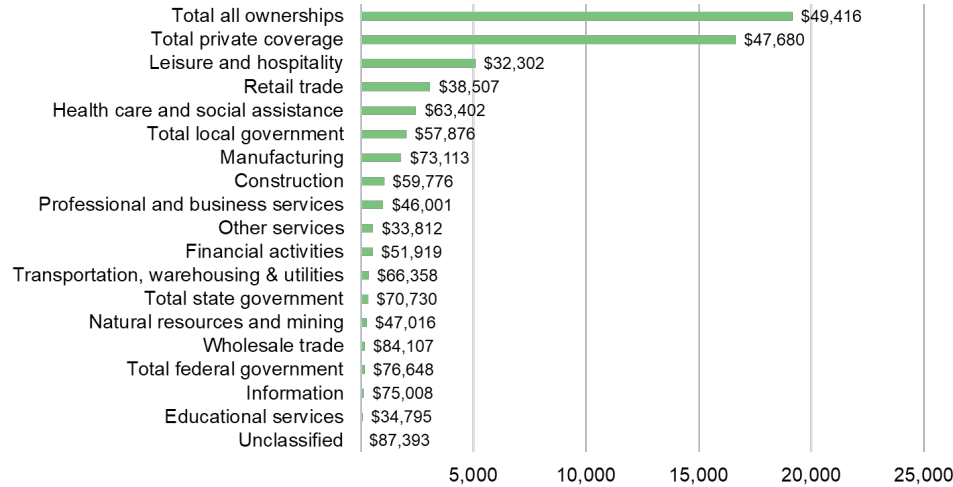
- 
3. *Types of information Workforce Analysts can provide to the business team*
 4. *How can we partner?*

TYPES OF INFORMATION WE CAN PROVIDE

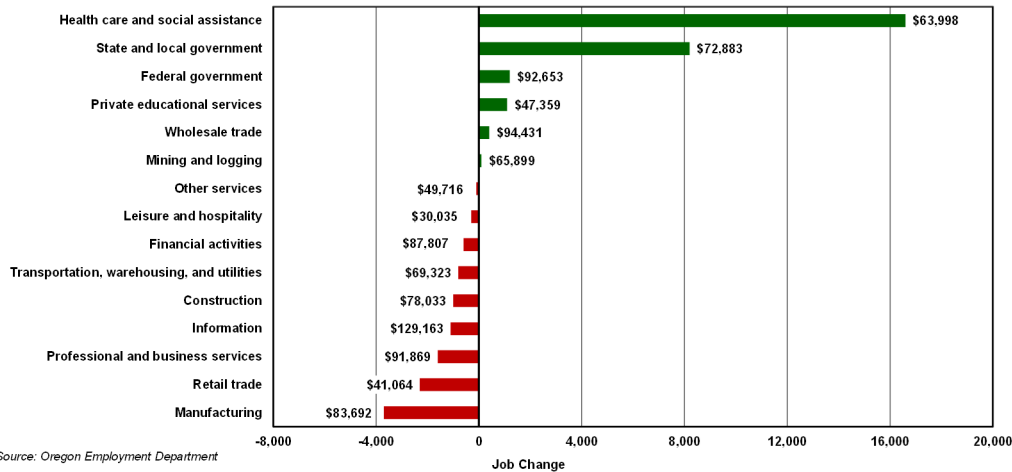
- Employment and Wage Info (*QCEW/CES/*)
- Occupation and Industry Employment Projections (*OED/OWI*)
- Demographic data (*Gender, Age, Race, Ethnicity, Income, Census/QWI*)
- Commuting Patterns (*inflow/outflow, home vs work, destination/direction, OntheMap*)
- The Story (*all the above synthesized into a cohesive narrative*)
- And more!

EMPLOYMENT AND WAGE INFO (QCEW/CES)

2023 Annual Employment and Wages, Clatsop County



Oregon Job Change and Average Pay by Industry
April 2023 - April 2024 Job Change, 2023 Average Pay



Source: Oregon Employment Department

- Is Clatsop County growing?
- I'm working with a construction firm, what are typical wages for that industry?
- A paper mill is closing in my region, what other industries can I send those workers to?
- Who are the top employers in my region? (Confidential information, can sometimes be shared in house but not with the public)

OCCUPATION AND INDUSTRY EMPLOYMENT (BUSINESSES BY INDUSTRY/OVI/PROJECTIONS)

Businesses by Industry Data Sheet

Downloaded: Oct 6, 2023 9:41 AM

Trade Name	Legal Name	Industry
RIVERS EDGE CHEVRE LLC		311513 - Cheese Manufacturing
BORNSTEIN SEAFOODS INC		311710 - Seafood Product Preparation and Packaging
MO'S ENTERPRISES, INC.	MO'S ENTERPRISES, INC.	311710 - Seafood Product Preparation and Packaging
PACIFIC BIO PRODUCTS-NEWPORT LLC		311710 - Seafood Product Preparation and Packaging
PACIFIC SHRIMP COMPANY	PACIFIC SEAFOOD-NEWPORT LLC	311710 - Seafood Product Preparation and Packaging
PACIFIC SURIMI-NEWPORT LLC		311710 - Seafood Product Preparation and Packaging
TRIDENT SEAFOODS CORP		311710 - Seafood Product Preparation and Packaging
BUTTER & LACE BAKERY	SARAH BAYS	311812 - Commercial Bakeries
PACIFIC SOURDOUGH	PACIFIC SOURDOUGH INC	311812 - Commercial Bakeries
PIRATE COFFEE COMPANY LLC		311920 - Coffee and Tea Manufacturing
DS SERVICES OF AMERICA, INC	DS WATERS OF AMERICA, INC	312112 - Bottled Water Manufacturing

Occupation Profiles

Heavy and Tractor-Trailer Truck Drivers (533032) Oregon (All Counties)

Median Hourly Wage	2022 Employment	Job Openings per Year	10-Year Growth
\$29.93	25,483	2,983	8.7%

Wage Range 2024

for Heavy and Tractor-Trailer Truck Drivers

Area	10th Percentile	25th Percentile	50th Percentile (median)	75th Percentile	90th Percentile	Average Hourly	Average Annual
Oregon	\$22.06	\$25.15	\$29.93	\$32.75	\$39.34	\$30.14	\$62,692
Central Oregon	\$22.37	\$26.84	\$30.78	\$36.70	\$40.26	\$31.33	\$65,173

Area Employment Projections

for Heavy and Tractor-Trailer Truck Drivers

Area	2022 Employment	2032 Employment	Change	% Change	Annual Growth Openings	Annual Replacement Openings	Total Annual Openings
Oregon	25,483	27,692	2,209	8.7%	221	2,762	2,983
Central Oregon	1,294	1,414	120	9.3%	12	140	152
Columbia Basin	879	947	68	7.7%	7	95	102
Columbia Gorge	370	394	24	6.5%	2	39	41

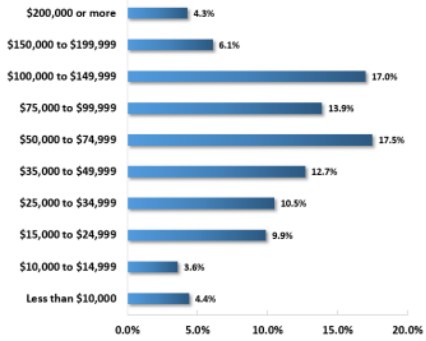
- What businesses might employ CDL drivers?
- How do the wages for Business A compare with the industry and occupation as a whole?
- Why are the starting wages for “My favorite customer” different than the wage estimates on Quality Info?
- I’m going to a meeting with a trucking firm-Do you have any data I can share with them?

DEMOGRAPHIC DATA (GENDER, AGE, RACE, ETHNICITY, INCOME) (CENSUS/QWI/LAUS/PSU)

Clatsop County, Oregon

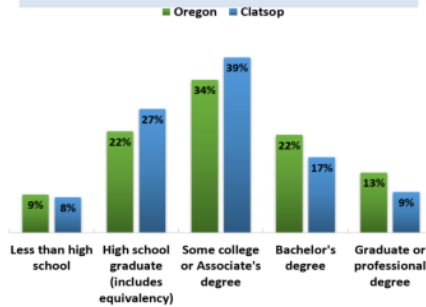
HOUSEHOLD INCOME (2021)

MEDIAN HOUSEHOLD INCOME: \$61,846



Source: U.S. Census Bureau American Community Survey, 2021 5-year estimates

EDUCATIONAL ATTAINMENT (2021)

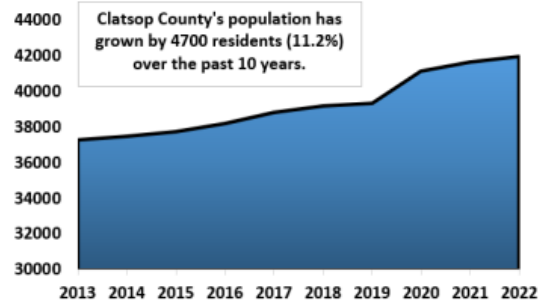


Source: U.S. Census Bureau American Community Survey, 2021 5-year estimates

QUICK FACTS

Geographical Area:	1,085 sq. mi.
Population (2022):	41,971
Civilian Labor Force (2022):	19,645
Average Employment (2022):	18,802
Average Wage (2022):	\$47,628
Per Capita Personal Income (2021):	\$52,250
Gross Domestic Product (2021):	\$2,207,543,000

CHANGE IN POPULATION (2013-2022)



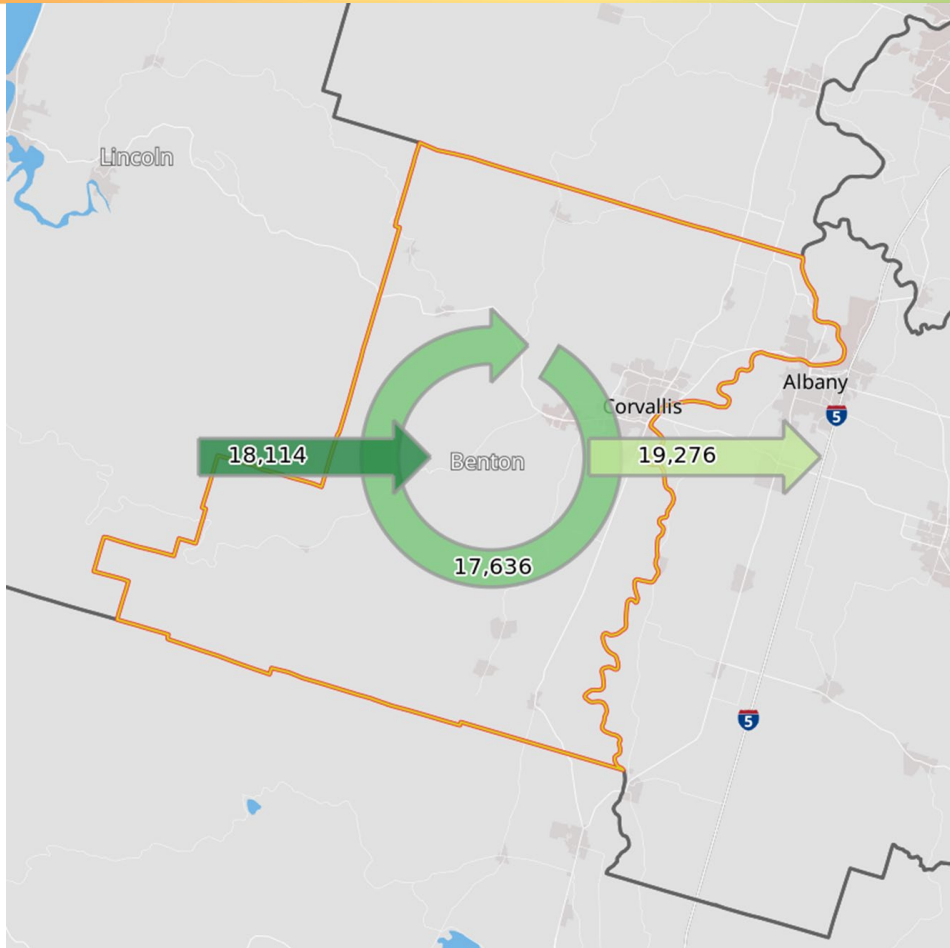
2013 2014 2015 2016 2017 2018 2019 2020 2021 2022

CITY POPULATIONS (2022)

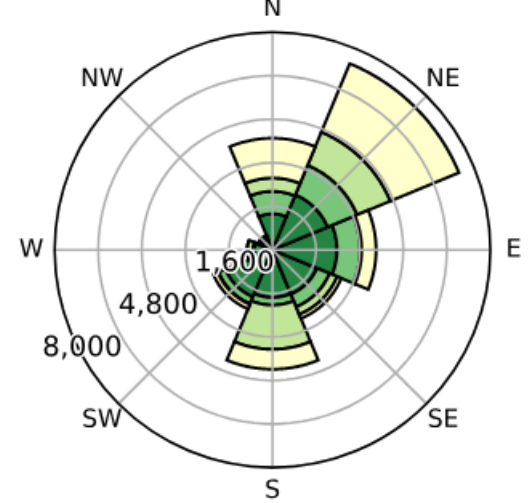
ASTORIA	10,256
CANNON BEACH	1,507
GEARHART	1,921
SEASIDE	7,275
WARRENTON	6,421
UNINCORPORATED	14,591

- What can you tell me about my local workforce?
- How big is the labor force in my area?
- Is my region growing faster than the state average? Is that good for business?

COMMUTING PATTERNS (INFLOW/OUTFLOW, DESTINATION/DIRECTION, ONTHEMAP)



Job Counts by Distance/Direction in 2021
All Workers



View as

Jobs by Distance - Home Census Block to Work Census Block

	2021	
	Count	Share
Total Private Primary Jobs	26,299	100.0%
Less than 10 miles	12,355	47.0%
10 to 24 miles	4,019	15.3%
25 to 50 miles	4,097	15.6%
Greater than 50 miles	5,828	22.2%

- How many people live and work in a region?
- How far are people in a region willing to commute for work?
- Where are most workers coming from/going to in a region?
- Does any of that information vary by industry or income level?

THE STORY (ALL THE ABOVE SYNTHESIZED INTO A COHESIVE NARRATIVE)

Multnomah County's Aging Workforce by Industry in 2022

July 18, 2024

by *Jake Procino*

Measuring Levels of Poverty in Clackamas County

September 25, 2023

by *Lynn Wallis*

A Glimpse at Lane's "Latent Labor Force"

January 25, 2024

by *Henry Fields*

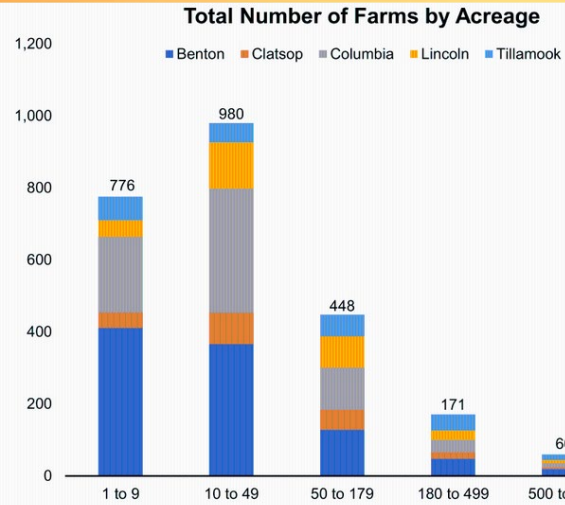
A Look at Population Trends in Eastern Oregon

June 18, 2024

by *Tony Wendel*

- What's going on with the Marijuana industry in Southern Oregon?
- What exactly does "Nonfarm Employment" mean anyway?
- Where are the workers?
- Is it true that young men are playing video games in their parent's basement instead of working?

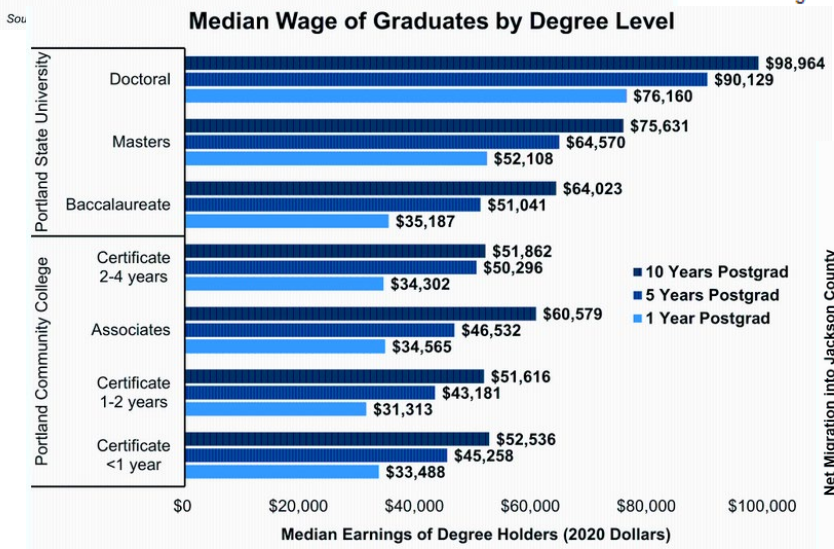
AND MORE!



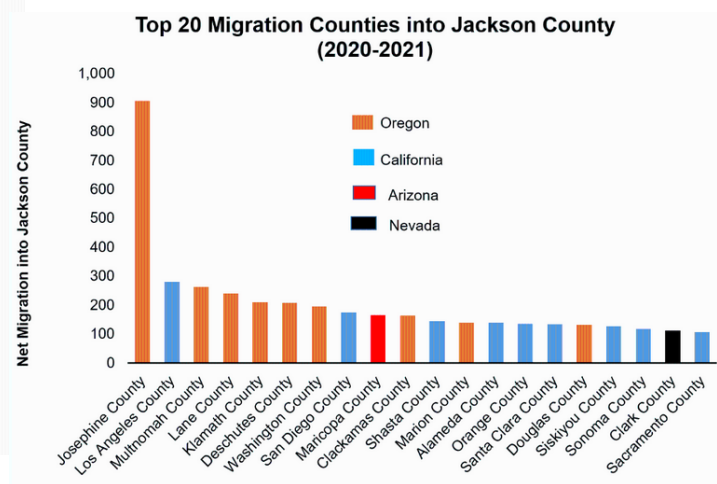
Top 10 Eastern Oregon Occupations With the Highest Number of Job Vacancies, 2023

Occupation	Vacancies
All Occupations	3,035
Fast Food and Counter Workers	165
Heavy and Tractor-Trailer Truck Drivers	150
Personal Care Aides	128
Retail Salespersons	120
Waiters and Waitresses	118
Farmworkers and Laborers, Crop, Nursery, and Greenhouse	109
Registered Nurses	73
Light Truck Drivers	68
Customer Service Representatives	66
Heating, Air Conditioning, and Refrigeration Mechanics and Installers	65

Source: Oregon Employment Department, Job Vacancies in Eastern Oregon 2023



Source: Oregon Employment Department and U.S. Census Bureau, Post-Secondary Employment Outcomes



Source: Oregon Employment Department and Internal Revenue Service

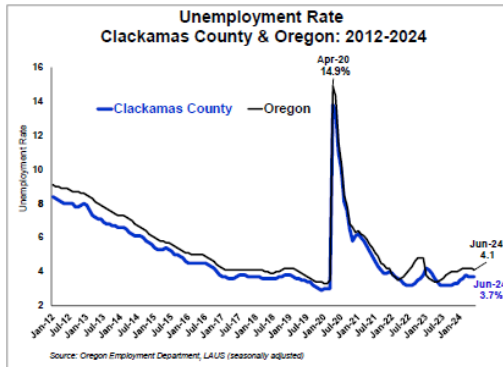
- What do you know about farms in the region?
- What occupations have the most vacancies?
- What can you tell me about college outcomes?
- The folks coming into my region, where are they coming from?

HOW CAN WE PARTNER?

- Presentations
 - Chambers, Economic Development Groups, Industry trade groups, individual businesses
- Job Fairs
- Site visits
- Use us as the hook with employers...
- ...Because we use you as the hook all the time 😊

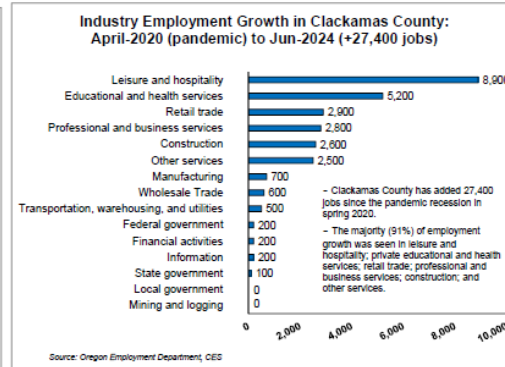
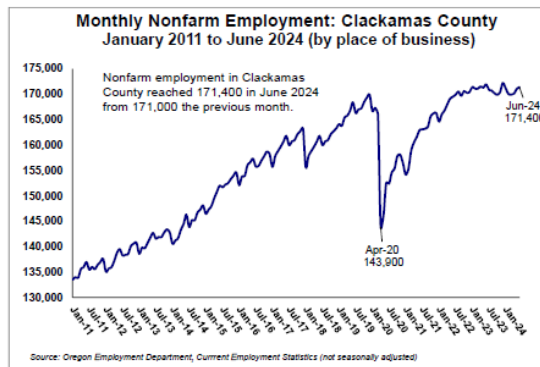
- Economic Indicators

Clackamas County ECONOMIC INDICATORS July 2024 (June data)



- The *seasonally adjusted* unemployment rate in Clackamas County during June remained at 3.7% from the previous month and was 0.4 percentage points below Oregon's unemployment rate of 4.1%.
- Covered, nonfarm employment grew to 171,400 in June from 171,000 in the previous month. Clackamas County has added back 27,400 jobs since the employment losses during the pandemic.
- The industries adding back the most jobs included leisure and hospitality (8,900) and private education and health services (5,200).

A monthly update on the basic workforce information for every county in the state!



Graph of the Month: Recent demand for jobs in Clackamas County, measured by the *Job*

Annual Job Openings and Difficult-to-Fill Openings Clackamas County: 2015-2023

HOW CAN WE PARTNER?

State of Oregon
Employment Department
Quality Information, Informed Choices

Email Notifications | About Us | Contact Us | Twitter

Home Tools Regional Info Data Publications Press Release

OUR LATEST RESEARCH

Spring 2024 Hiring Among Oregon's Private Employers

OREGON ECONOMIC INDICATORS

Unemployment Rate - June 2024	
4.1%	↓ 0.1%
Seasonally Adjusted	
Total Unemployed - June 2024	
89,562	↓ -1,467
Seasonally Adjusted	
Nonfarm Employment - June 2024	
1,998,200	↑ 600
Seasonally Adjusted	
Job Vacancies - 2nd Quarter 2024	

How to find YOUR Workforce Analyst/Economist?

Just type
“Workforce Analyst” into the search box on QualityInfo.org

Q Search

Lynn Wallis
Workforce Analyst - Clackamas and Washington counties
lynn.n.wallis@employ.oregon.gov

Tony Wendel
Workforce Economist - Baker, Grant, Harney, Malheur, Morrow, Umatilla, Union, and Wallowa counties
tony.a.wendel@employ.oregon.gov

Jake Procino
Workforce Analyst - Multnomah County
jake.d.procino@employ.oregon.gov

Shaun Barrick
Workforce Economist - Clatsop, Columbia, Lincoln, and Tillamook counties
shaun.barrick@employ.oregon.gov

Andrew Grimoldby
Workforce Analyst - Crook, Deschutes, Gilliam, Hood River, Jefferson, Sherman, Wasco, and Wheeler counties
andrew.j.grimoldby@employ.oregon.gov

Jeff McAllister
Workforce Analyst - Coos, Curry, Jackson, Josephine, Klamath, and Lake counties
jeff.s.mcallister@employ.oregon.gov

Henry Fields
Workforce Analyst - Benton, Douglas, Lane, Linn, Marion, Polk, and Yamhill counties
henry.l.fields@employ.oregon.gov

español spanish

Referral process: Just send a teams chat OR call OR email OR text

<i>Workforce Analyst/Economist</i>	<i>Counties</i>	<i>phone #</i>	<i>email</i>
Andrew Grimoldby	Workforce Analyst - Crook, Deschutes, Gilliam, Hood River, Jefferson, Sherman, Wasco, and Wheeler counties	(541) 306-1645	andrew.j.grimoldby@employ.oregon.gov
Henry Fields (English/Español)	Workforce Analyst - Benton, Douglas, Lane, Linn, Marion, Polk, and Yamhill counties	(541) 359-9178	henry.l.fields@employ.oregon.gov
Jake Procino	Workforce Analyst - Multnomah County	(503) 545-1709	jake.d.procino@employ.oregon.gov
Jeff McAllister	Workforce Analyst - Coos, Curry, Jackson, Josephine, Klamath, and Lake counties	(541) 414-5325	jeff.s.mcallister@employ.oregon.gov
Lynn Wallis	Workforce Analyst - Clackamas and Washington counties	(971) 804-2100	lynn.n.wallis@employ.oregon.gov
Shaun Barrick	Workforce Economist - Clatsop, Columbia, Lincoln, and Tillamook counties	(503) 396-7355	shaun.barrick@employ.oregon.gov
Tony Wendel	Workforce Economist - Baker, Grant, Harney, Malheur, Morrow, Umatilla, Union, and Wallowa counties	(541) 667-7027	tony.a.wendel@employ.oregon.gov

SIGN UP FOR THE LATEST WORKFORCE AND ECONOMIC RESEARCH

WWW.QUALITYINFO.ORG/SUBSCRIBE

FOLLOW US ON X, [@OED_RESEARCH](#)